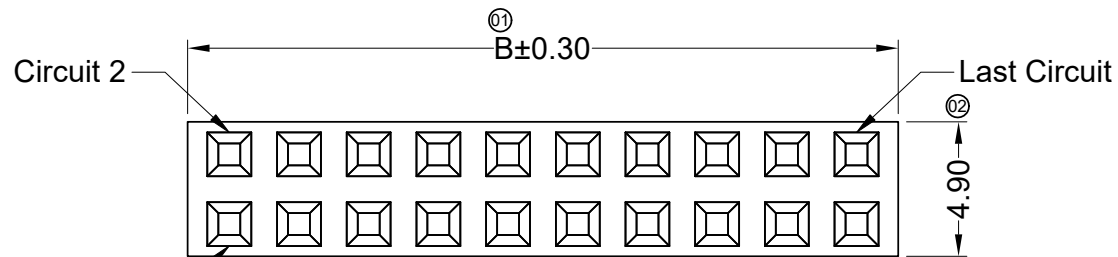


RoHS



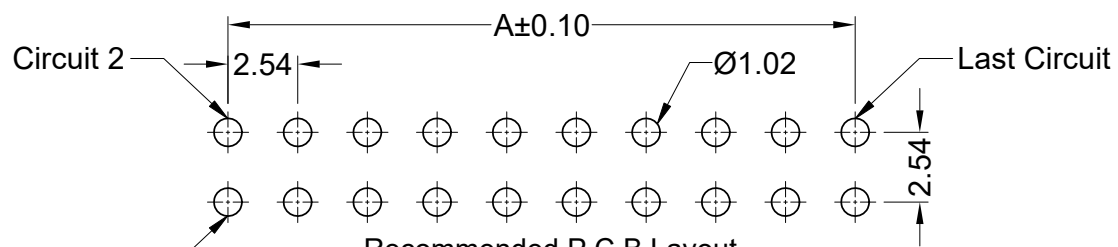
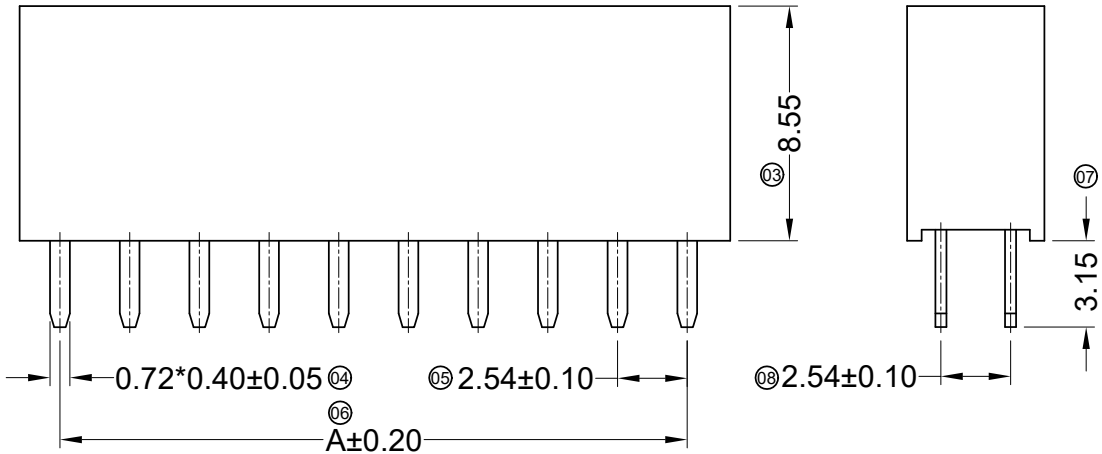
Specifications :

- Voltage rating: 250V AC / DC
- Current rating: 3A AC / DC
- Withstanding voltage: 800V AC/minute
- Temperature range: -40°C~+105°C
- Insulation resistance: ≥1000MΩ
- Contact resistance: ≤20mΩ
- After environmental testing: ≤30mΩ
- Material(Pin): Brass
- Mates With GYA Pin Header: 6501W

6501 F V X -2*XX A -XX V01 XX -01

① ② ③ ④ ⑤ ⑥ ⑦ ⑧ ⑨

- ① Series No.
- ② Category: F- Female Header Connector
- ③ Connector Type: V-180°
- ④ Mounting Type: Blank-DIP
- ⑤ Row No.-Pin No Per Row: 2*XX-Double row
- ⑥ Special NO.: A-H=8.55mm
- ⑦ Material: 9T-PA9T 94V-0;6T-PA6T 94V-0
- ⑧ Plating Code: V01-Gold Flash
- ⑨ Color: Blank-Black color

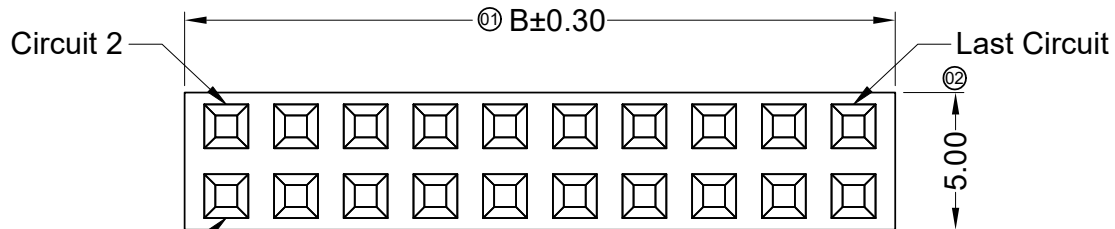


Recommended P.C.B Layout
General Tolerance±0.05

Poles	Dimensions(mm)		Poles	Dimensions(mm)		Poles	Dimensions(mm)	
	A	B		A	B		A	B
2*02	2.54	5.50	2*14	33.02	35.98	2*26	63.50	66.46
2*03	5.08	8.04	2*15	35.56	38.52	2*27	66.04	69.00
2*04	7.62	10.58	2*16	38.10	41.06	2*28	68.58	71.54
2*05	10.16	13.12	2*17	40.64	43.60	2*29	71.12	74.08
2*06	12.70	15.66	2*18	43.18	46.14	2*30	73.66	76.62
2*07	15.24	18.20	2*19	45.72	48.68	2*31	76.20	79.16
2*08	17.78	20.74	2*20	48.26	51.22	2*32	78.74	81.70
2*09	20.32	23.28	2*21	50.80	53.76	2*33	81.28	84.24
2*10	22.86	25.82	2*22	53.34	56.30	2*34	83.82	86.78
2*11	25.40	28.36	2*23	55.88	58.84	2*35	86.36	89.32
2*12	27.94	30.90	2*24	58.42	61.38	2*36	88.90	91.86
2*13	30.48	33.44	2*25	60.96	63.92	2*37	91.44	94.40

					GENERAL TOLERANCE .X ±0.30 .XX ±0.20 .XXX ±0.10 X.° ±2°				东莞市国亚电子有限公司 DONGGUO GUOYA ELECTRONICS CO.,LTD				PART NO. 6501FV-2*XXA-XXV01-01												
					APPROVAL YANG				CHECK TIAN				DRAWN TIAN				DATE 2019/07/02				TITLE 2.54 mm Female Header Connectors				
DATE	REV	ECN NO.	DESCRIPTION	MODIFY	APPROVAL	PROJECT		UNIT		SCALE		SHEET		REV		NUMBER									
1		2		3	4	①		mm		1:1		1/1		A0		A-213									

RoHS



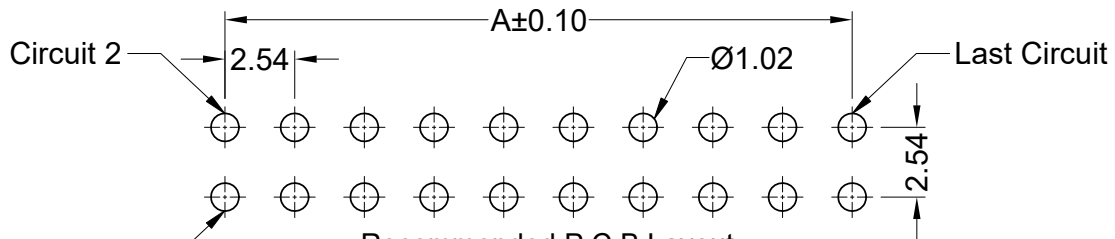
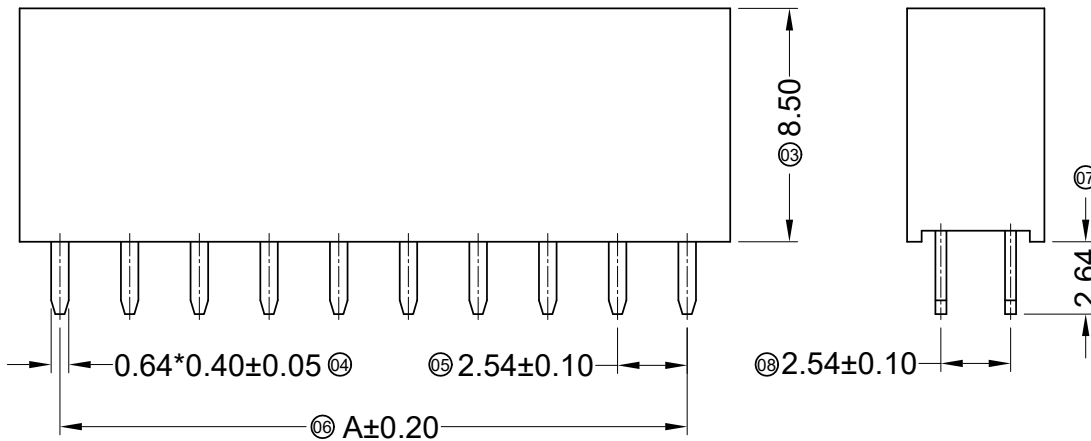
Specifications :

- Voltage rating: 250V AC / DC
- Current rating: 3A AC / DC
- Withstanding voltage: 800V AC/minute
- Temperature range: -40°C~+105°C
- Insulation resistance: ≥1000MΩ
- Contact resistance: ≤20mΩ
- After environmental testing: ≤30mΩ
- Material(Pin): Brass
- Mates With GYA Pin Header: 6501W

6501 F V X -2*XX B -6T V01 XX

① ② ③ ④ ⑤ ⑥ ⑦ ⑧ ⑨

- ① Series No.
- ② Category: F- Female Header Connector
- ③ Connector Type: V-180°
- ④ Mounting Type: Blank-DIP
- ⑤ Row No.-Pin No Per Row : 2*XX-Double row
- ⑥ Special NO.: B-H=8.50mm DIP=2.64mm
- ⑦ Material: 6T-PA6T 94V-0
- ⑧ Plating Code: V01-Gold Flash
- ⑨ Color: Blank-Black color

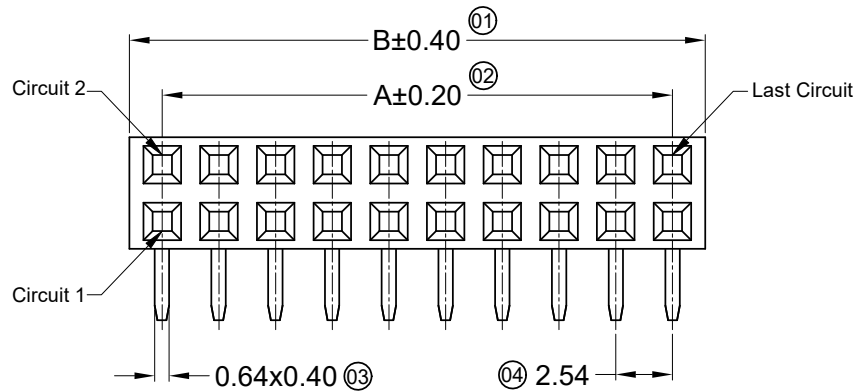


Recommended P.C.B Layout
General Tolerance±0.05

Poles	Dimensions(mm)		Poles	Dimensions(mm)		Poles	Dimensions(mm)	
	A	B		A	B		A	B
2*02	2.54	5.50	2*14	33.02	35.98	2*26	63.50	66.46
2*03	5.08	8.04	2*15	35.56	38.52	2*27	66.04	69.00
2*04	7.62	10.58	2*16	38.10	41.06	2*28	68.58	71.54
2*05	10.16	13.12	2*17	40.64	43.60	2*29	71.12	74.08
2*06	12.70	15.66	2*18	43.18	46.14	2*30	73.66	76.62
2*07	15.24	18.20	2*19	45.72	48.68	2*31	76.20	79.16
2*08	17.78	20.74	2*20	48.26	51.22	2*32	78.74	81.70
2*09	20.32	23.28	2*21	50.80	53.76	2*33	81.28	84.24
2*10	22.86	25.82	2*22	53.34	56.30	2*34	83.82	86.78
2*11	25.40	28.36	2*23	55.88	58.84	2*35	86.36	89.32
2*12	27.94	30.90	2*24	58.42	61.38	2*36	88.90	91.86
2*13	30.48	33.44	2*25	60.96	63.92	2*37	91.44	94.40

					GENERAL TOLERANCE .X ±0.30 .XX ±0.20 .XXX ±0.10 X.° ±2°				东莞市国亚电子有限公司 DONGGUO GUOYA ELECTRONICS CO.,LTD				PART NO. 6501FV-2*XXB-6TV01												
					APPROVAL YANG				CHECK TIAN				DRAWN TIAN				DATE 2016/04/05				TITLE 2.54 mm Female Header Connectors				
DATE	REV	ECN NO.	DESCRIPTION	MODIFY	APPROVAL	PROJECT		UNIT		SCALE		SHEET		REV		NUMBER									
1		2		4		①		mm		1:1		1/1		A0		A-213									

RoHS



■ Specifications :

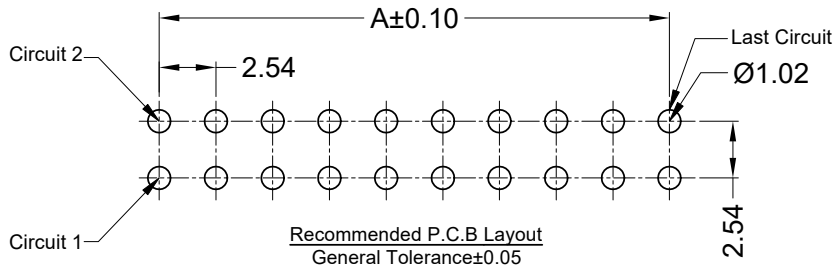
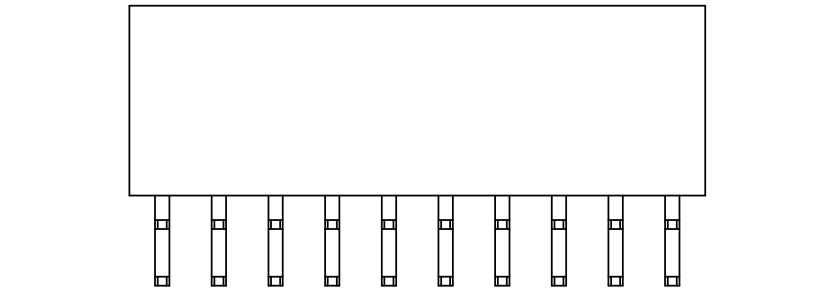
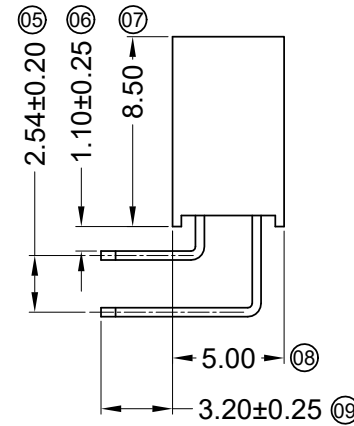
- Voltage rating: 250V AC / DC
- Current rating: 3A AC / DC
- Withstanding voltage: 800V AC/minute
- Temperature range: -40°C~+105°C
- Insulation resistance: ≥1000MΩ
- Contact resistance: ≤20mΩ
- After environmental testing: ≤30mΩ

- Material(Pin): Brass
- Mates With GYA Pin Header: 6501W

6501 F R X-2*XX A- 6T V01 XX

① ②③④ ⑤ ⑥ ⑦ ⑧ ⑨

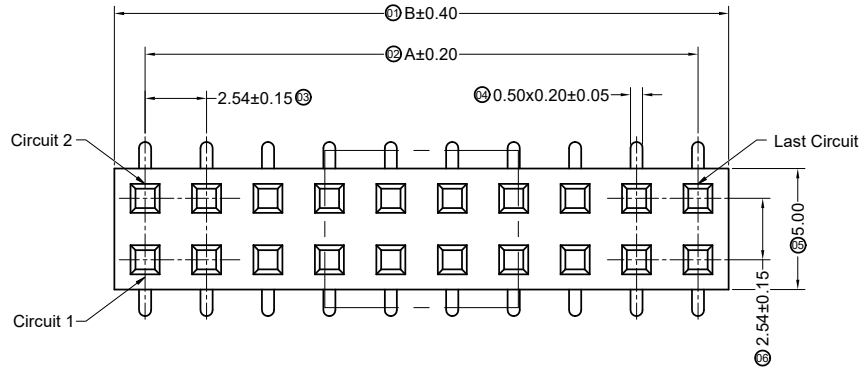
- ① Series No.
- ② Category: F-Female
- ③ Connector Type: R- 90°
- ④ Mounting Type: Blank-DIP
- ⑤ Row No.-Pin No Per Row: 2*XX-Double Row
- ⑥ Special No.: A-H=8.50mm
- ⑦ Material: 6T-PA6T 94V-0
- ⑧ Plating Code: V01-Gold Flash
- ⑨ Color: Blank-Black Color



Poles	Dimensions(mm)		Poles	Dimensions(mm)	
	A	B		A	B
2*02	2.54	5.48	2*14	33.02	35.96
2*03	5.08	8.02	2*15	35.56	38.50
2*04	7.62	10.56	2*16	38.10	41.04
2*05	10.16	13.10	2*17	40.64	43.58
2*06	12.70	15.64	2*18	43.18	46.12
2*07	15.24	18.18	2*19	45.72	48.66
2*08	17.78	20.72	2*20	48.26	51.20
2*09	20.32	23.26	2*21	50.80	53.74
2*10	22.86	25.80	2*22	53.34	56.28
2*11	25.40	28.34	2*23	55.88	58.82
2*12	27.94	30.88	2*24	58.42	61.36
2*13	30.48	33.42	2*25	60.96	63.90

					GENERAL TOLERANCE .X ±0.30 .XX ±0.20 .XXX ±0.10 X.° ±2°		东莞市国亚电子有限公司 DONGGUO GUOYA ELECTRONICS CO.,LTD				PART NO. 6501FR-2*XXA-6TV01														
					APPROVAL YANG				CHECK TIAN				DRAWN TIAN				DATE 2019/07/19								
					PROJECT 				TITLE 2.54 mm Female Header Connectors																
DATE	REV	ECN NO.	DESCRIPTION	MODIFY	APPROVAL	UNIT mm SCALE 1:1 SHEET 1/1 REV A0 NUMBER A-213																			

RoHS




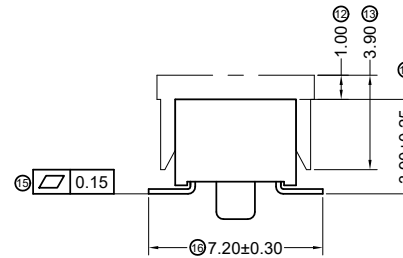
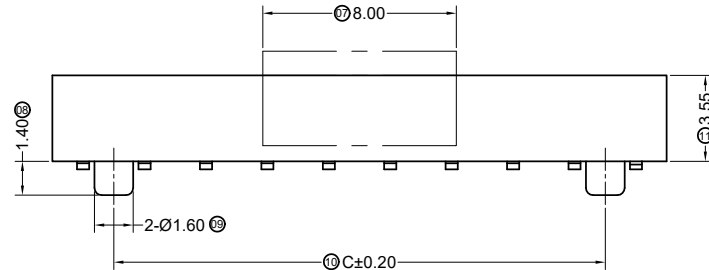
■ Specifications :

- Voltage rating: 250V AC / DC
- Current rating: 3A AC / DC
- Withstanding voltage: 800V AC/minute
- Temperature range: -40°C~+105°C
- Insulation resistance: ≥1000MΩ
- Contact resistance: ≤20mΩ
- After environmental testing: ≤30mΩ
- Material (Pin): Phosphor bronze
- Mates With GYA Pin Header: 6501WX

6501 F V S-2*XX P-XX V01 XX C -03

① ②③④ ⑤ ⑥ ⑦ ⑧ ⑨ ⑩ ⑪

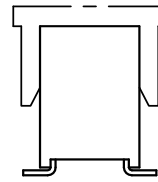
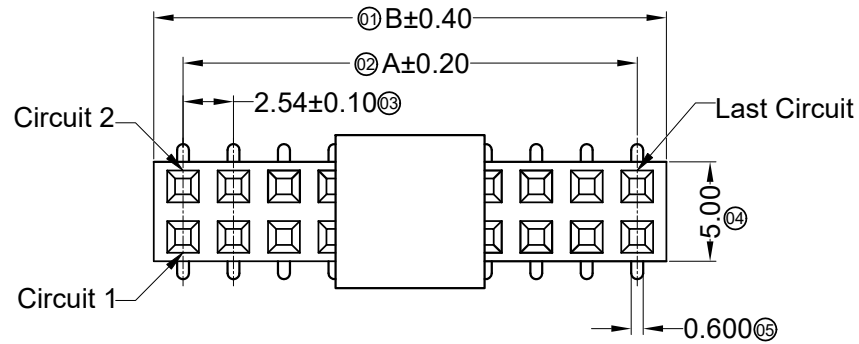
- ① Series No.
- ② Category: F-Female Header Connector
- ③ Connector Type: V- Straight 180°
- ④ Mounting Type: S-SMT
- ⑤ Row No.-Pin No.: 2*XX-2*02P-2*40P
- ⑥ Plug the Pin & Special No.: P-With Peg
- ⑦ Material: 6T-PA6T 94V-0 ;9T-PA9T 94V-0
- ⑧ Plating Code: V01-Gold Flash
- ⑨ Color: Blank-Black Color
- ⑩ Packing: C- Reel With Cap
- ⑪ 03-3.55/7.20



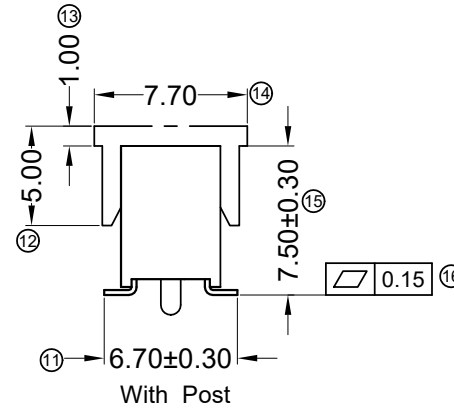
Poles	Dimensions (mm)			Poles	Dimensions (mm)			Poles	Dimensions (mm)		
	A	B	C		A	B	C		A	B	C
2*02	2.54	5.08		2*15	35.56	38.10	33.02	2*28	68.58	71.12	66.04
2*03	5.08	7.62	2.54	2*16	38.10	40.64	35.56	2*29	71.12	73.66	68.58
2*04	7.62	10.16	5.08	2*17	40.64	43.18	38.10	2*30	73.66	76.20	71.12
2*05	10.16	12.70	7.62	2*18	43.18	45.72	40.64	2*31	76.20	78.74	73.66
2*06	12.70	15.24	10.16	2*19	45.72	48.26	43.18	2*32	78.74	81.28	76.20
2*07	15.24	17.78	12.70	2*20	48.26	50.80	45.72	2*33	81.28	83.82	78.74
2*08	17.78	20.32	15.24	2*21	50.80	53.34	48.26	2*34	83.82	86.36	81.28
2*09	20.32	22.86	17.78	2*22	53.34	55.88	50.80	2*35	86.36	88.90	83.82
2*10	22.86	25.40	20.32	2*23	55.88	58.42	53.34	2*36	88.90	91.44	86.36
2*11	25.40	27.94	22.86	2*24	58.42	60.96	55.88	2*37	91.44	93.98	88.90
2*12	27.94	30.48	25.40	2*25	60.96	63.50	58.42	2*38	93.98	96.52	91.44
2*13	30.48	33.02	27.94	2*26	63.50	66.04	60.96	2*39	96.52	99.06	93.98
2*14	33.02	35.56	30.48	2*27	66.04	68.58	63.50	2*40	99.06	101.60	96.52

					GENERAL TOLERANCE .X ±0.30 .XX ±0.20 .XXX ±0.10 /				东莞市国亚电子有限公司 DONGGUO GUOYA ELECTRONICS CO.,LTD				PART NO. 6501FVS-2*XXP-XXV01C-03																																																			
					APPROVAL YANG				CHECK TIAN				DRAWN TIAN				DATE 2020/03/16				TITLE 2.54 mm Female Header Connectors																																											
DATE					REV					ECN NO.					DESCRIPTION					MODIFY					APPROVAL					PROJECT					UNIT					SCALE					SHEET					REV					NUMBER									
1					2					3					4					5					6					7					8					mm					1:1					1/1					A0					A-268				

RoHS



Without Post



With Post

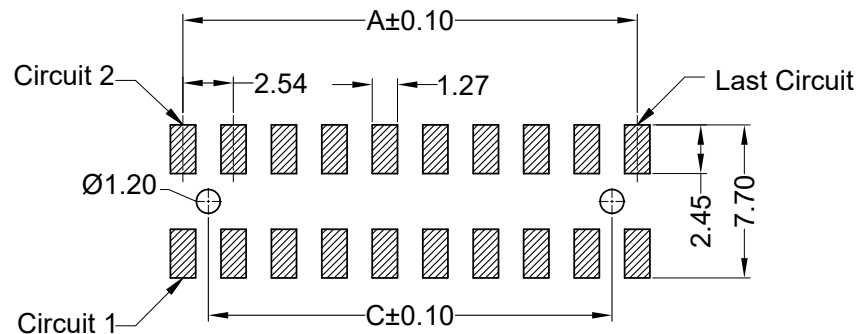
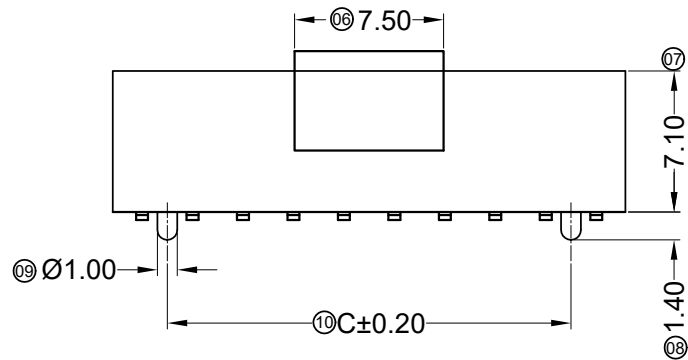
■ Specifications :

- Voltage rating: 250V AC / DC
- Current rating: 3A AC / DC
- Withstanding voltage: 800V AC/minute
- Temperature range: -40°C~+105°C
- Insulation resistance: ≥1000MΩ
- Contact resistance: ≤20mΩ
- After environmental testing: ≤30mΩ
- Material(Pin):Phosphor bronze Mates
- With GYA Pin Header:6501WX

6501 F V S-2*XX X-6T V01 XX

① ②③④ ⑤ ⑥ ⑦ ⑧ ⑨

- ① Series No.
- ② Category: F-Female Header Connector
- ③ Connector Type: V- Straight 180°
- ④ Mounting Type: S-SMT
- ⑤ Row No.-Pin No Per Row: 2*XX-2*02P~2*40P
- ⑥ Plug the Pin & Special No.: S-With Post
Blank-Without Post
- ⑦ Material: 6T-PA6T 94V-0
- ⑧ Plating Code: V01- Gold Flash
- ⑨ Color: Blank-Black color



Recommended P.C.B Layout
General Tolerance±0.05

Poles	Dimensions (mm)			Poles	Dimensions (mm)			Poles	Dimensions (mm)		
	A	B	C		A	B	C		A	B	C
2*02	2.54	5.48	2.54	2*15	35.56	38.50	33.02	2*28	68.58	71.52	66.04
2*03	5.08	8.02	2.54	2*16	38.10	41.04	35.56	2*29	71.12	74.06	68.58
2*04	7.62	10.56	5.08	2*17	40.64	43.58	38.10	2*30	73.66	76.60	71.12
2*05	10.16	13.10	7.62	2*18	43.18	46.12	40.64	2*31	76.20	79.14	73.66
2*06	12.70	15.64	10.16	2*19	45.72	48.66	43.18	2*32	78.74	81.68	76.20
2*07	15.24	18.18	12.70	2*20	48.26	51.20	45.72	2*33	81.28	84.22	78.74
2*08	17.78	20.72	15.24	2*21	50.80	53.74	48.26	2*34	83.82	86.76	81.28
2*09	20.32	23.26	17.78	2*22	53.34	56.28	50.80	2*35	86.36	89.30	83.82
2*10	22.86	25.80	20.32	2*23	55.88	58.82	53.34	2*36	88.90	91.84	86.36
2*11	25.40	28.34	22.86	2*24	58.42	61.36	55.88	2*37	91.44	94.38	88.90
2*12	27.94	30.88	25.40	2*25	60.96	63.90	58.42	2*38	93.98	96.92	91.44
2*13	30.48	33.42	27.94	2*26	63.50	66.44	60.96	2*39	96.52	99.46	93.98
2*14	33.02	35.96	30.48	2*27	66.04	68.98	63.50	2*40	99.06	102.00	96.52

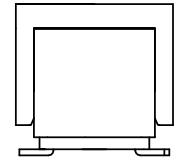
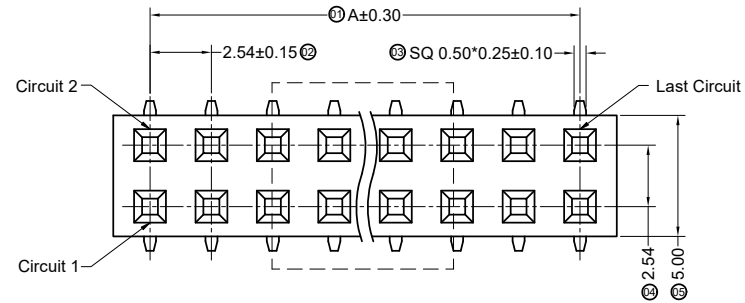
DATE	REV	ECN NO.	DESCRIPTION	MODIFY	APPROVAL
1		2		4	
		3			

GENERAL TOLERANCE	.X ±0.30
	.XX ±0.20
	.XXX ±0.10
	/
PROJECT	YANG

东莞市国亚电子有限公司 DONGGUO GUOYA ELECTRONICS CO.,LTD			
APPROVAL	CHECK	DRAWN	DATE
YANG	TIAN	TIAN	2017/09/18

PART NO.				
6501FVS-2*XXX-6TV01				
TITLE				
2.54 mm Female Header Connectors				
UNIT	SCALE	SHEET	REV	NUMBER
mm	1:1	1/1	A0	A-013

RoHS



Without Post



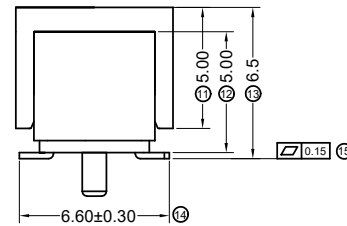
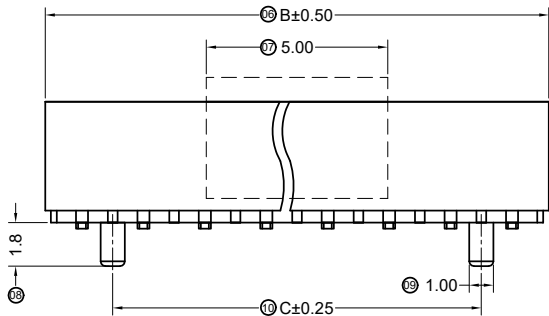
■ Specifications :

- Voltage rating: 250V AC / DC
- Current rating: 3A AC / DC
- Withstanding voltage: 1000V AC/minute
- Temperature range: -40°C~+105°C
- Insulation resistance: ≥1000MΩ
- Contact resistance: ≤20mΩ
- After environmental testing: ≤30mΩ
- Material(Pin):Phosphor bronze
- Mates With GYA Pin Header:6501WX

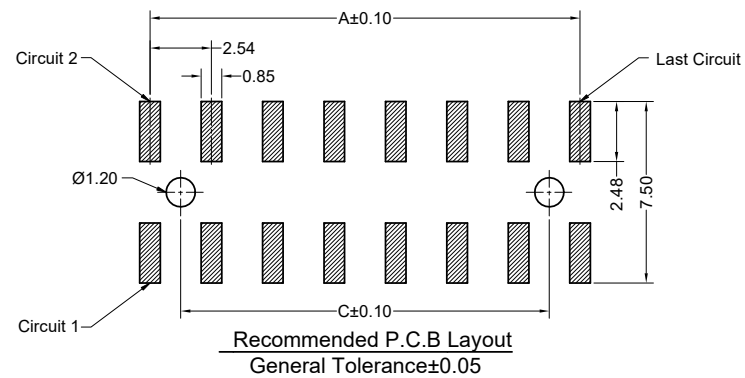
6501 F V S-2*XX X-6T V01 XX-01

① ②③④ ⑤ ⑥ ⑦ ⑧ ⑨

- ① Series No.
- ② Category: F-Female Header Connector
- ③ Connector Type: V- Straight 180°
- ④ Mounting Type: S-SMT
- ⑤ Row No.-Pin No Per Row: 2*XX-2*02P~2*40P
- ⑥ Plug the Pin & Special No.: S-With Post
Blank-Without Post
- ⑦ Material: 6T-PA6T 94V-0
- ⑧ Plating Code: V01-Gold Flash
- ⑨ Color: Blank-Black Color
01-5.00/6.60



With Post



Poles	Dimensions (mm)			Poles	Dimensions (mm)			Poles	Dimensions (mm)		
	A	B	C		A	B	C		A	B	C
2*02	2.54	5.58		2*15	35.56	38.60	33.02	2*28	68.58	71.62	66.04
2*03	5.08	8.12	2.54	2*16	38.10	41.14	35.56	2*29	71.12	74.16	68.58
2*04	7.62	10.66	5.08	2*17	40.64	43.68	38.10	2*30	73.66	76.70	71.12
2*05	10.16	13.20	7.62	2*18	43.18	46.22	40.64	2*31	76.20	79.24	73.66
2*06	12.70	15.74	10.16	2*19	45.72	48.76	43.18	2*32	78.74	81.78	76.20
2*07	15.24	18.28	12.70	2*20	48.26	51.30	45.72	2*33	81.28	84.32	78.74
2*08	17.78	20.82	15.24	2*21	50.80	53.84	48.26	2*34	83.82	86.86	81.28
2*09	20.32	23.36	17.78	2*22	53.34	56.38	50.80	2*35	86.36	89.40	83.82
2*10	22.86	25.90	20.32	2*23	55.88	58.92	53.34	2*36	88.90	91.94	86.36
2*11	25.40	28.44	22.86	2*24	58.42	61.46	55.88	2*37	91.44	94.48	88.90
2*12	27.94	30.98	25.40	2*25	60.96	64.00	58.42	2*38	93.98	97.02	91.44
2*13	30.48	33.52	27.94	2*26	63.50	66.54	60.96	2*39	96.52	99.56	93.98
2*14	33.02	36.06	30.48	2*27	66.04	69.08	63.50	2*40	99.06	102.10	96.52

					GENERAL TOLERANCE				东莞市国亚电子有限公司 DONGGUO GUOYA ELECTRONICS CO.,LTD				PART NO.										
					.X ±0.30								6501FVS-2*XXX-6TV01-01										
					.XX ±0.20								TITLE										
					.XXX ±0.10								2.54 mm Female Header Connectors										
					/				APPROVAL		CHECK		DRAWN		DATE								
DATE					REV					PROJECT		YANG		TIAN		TIAN		2019/09/18					
ECN NO.					DESCRIPTION					MODIFY		APPROVAL		UNIT		SCALE		SHEET		REV		NUMBER	
														mm		1:1		1/1		A0		A-195	

RoHS



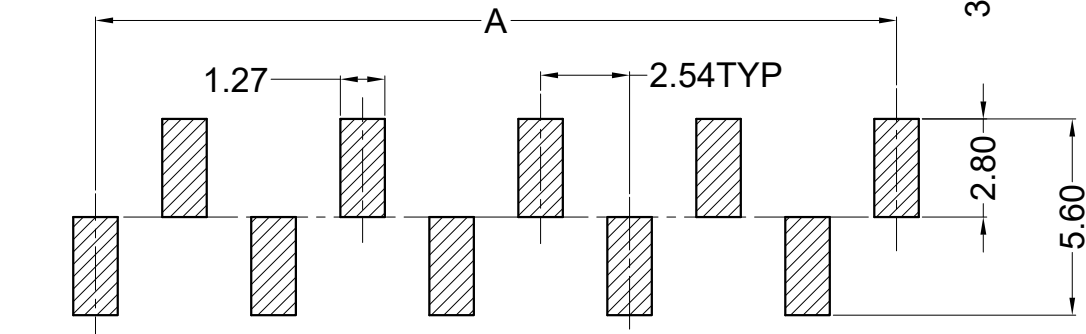
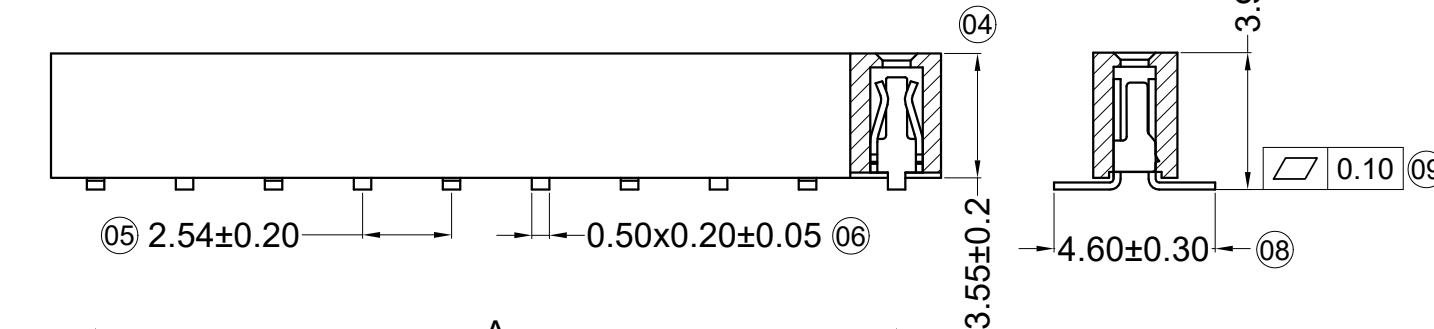
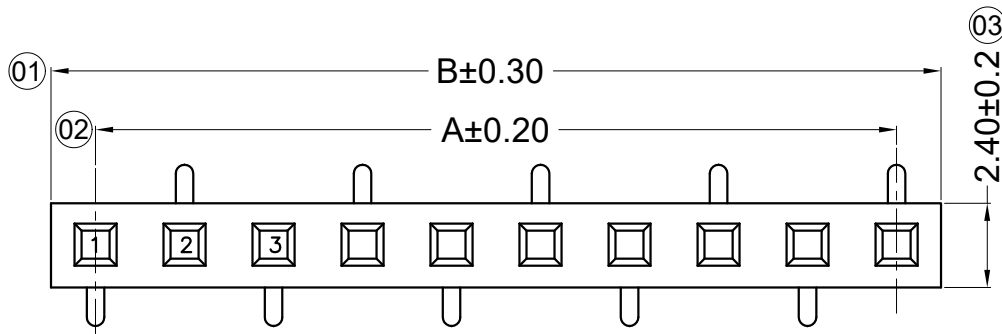
■ Specifications :

- Voltage rating: 250V AC / DC
- Current rating: 3A AC / DC
- Withstanding voltage: 1000V AC/minute
- Temperature range: -40°C~+105°C
- Insulation resistance: ≥1000MΩ
- Contact resistance: ≤20mΩ
- After environmental testing: ≤30mΩ
- Material(Pin): phosphor Bronze Mates
- With GYA Wafer: 6501WX

6501 F V S - XX D - 6T V01 XX

① ② ③ ④ ⑤ ⑥ ⑦ ⑧ ⑨

- ① Series No.
- ② Category: F-Female Header Connector
- ③ Connector Type: V- Straight 180°
- ④ Mounting type: S-SMT
- ⑤ Row No.-Pin No Per Row: XX-Single row
- ⑥ Special No.: D-3.55/4.60
- ⑦ Material: 6T-PA6T 94V-0
- ⑧ Plating Category: V01-Gold Flash ; Ni: 50u" Over
- ⑨ Color: BK-Black Color

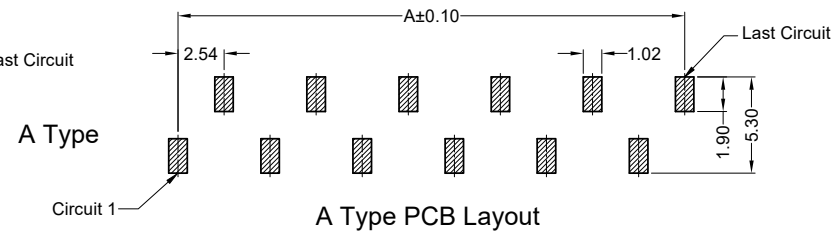
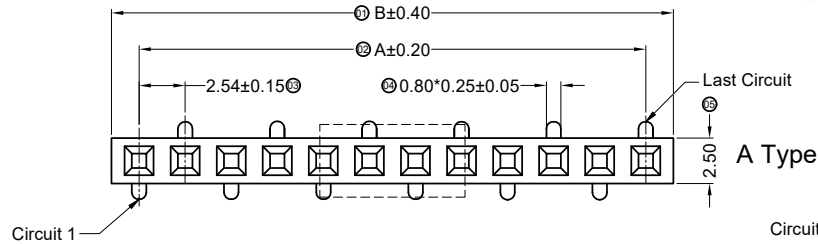


Recommended P.C.B Layout
General Tolerance±0.05

Poles	Dimensions (mm)		Poles	Dimensions (mm)		Poles	Dimensions (mm)	
	A	B		A	B		A	B
01	--	2.54	15	35.56	38.10	29	71.12	73.66
02	2.54	5.08	16	38.10	40.64	30	73.66	76.20
03	5.08	7.62	17	40.64	43.18	31	76.20	78.74
04	7.62	10.16	18	43.18	45.72	32	78.74	81.28
05	10.16	12.70	19	45.72	48.26	33	81.28	83.82
06	12.70	15.24	20	48.26	50.80	34	83.82	86.36
07	15.24	17.78	21	50.80	53.34	35	86.36	88.90
08	17.78	20.32	22	53.34	55.88	36	88.90	91.44
09	20.32	22.86	23	55.88	58.42	37	91.44	93.98
10	22.86	25.40	24	58.42	60.96	38	93.98	96.52
11	25.40	27.94	25	60.96	63.50	39	96.52	99.06
12	27.94	30.48	26	63.50	66.04	40	99.06	101.60
13	30.48	33.02	27	66.04	68.58			
14	33.02	35.56	28	68.58	71.12			

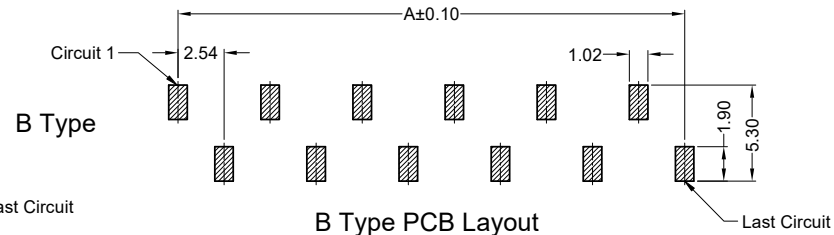
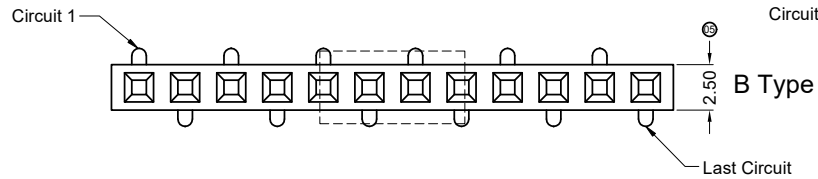
					GENERAL TOLERANCE .X ±0.35 .XX ±0.25 .XXX ±0.15 X.° ±2°				东莞市国亚电子有限公司 DONGGUO GUOYA ELECTRONICS CO.,LTD				PART NO. 6501FVS-XXD-6TV01												
					APPROVAL YANG				CHECK TIAN				DRAWN TIAN				DATE 2017/07/10				TITLE 2.54mm SMT Female Header Connectors				
DATE	REV	ECN NO.	DESCRIPTION	MODIFY	APPROVAL	PROJECT					UNIT	SCALE	SHEET	REV	NUMBER										
1											mm	1:1	1/1	A0	A-213										

RoHS



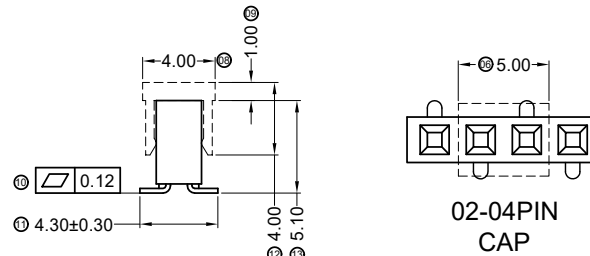
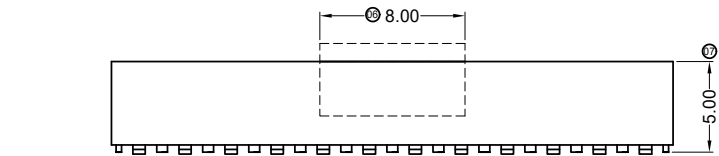
■ Specifications :

- Voltage rating: 250V AC / DC
- Current rating: 3A AC / DC
- Withstanding voltage: 1000V AC/minute
- Temperature range: -40°C~+105°C
- Insulation resistance: ≥1000MΩ
- Contact resistance: ≤20mΩ
- After environmental testing: ≤30mΩ
- Material(Pin):Phosphor Bronze
- Mates With GYA Or Pin Header:6501WX



6501 F V S-XX XX-6T V01 XX C
① ②③④⑤⑥⑦⑧⑨⑩

- ① Series No.
- ② Category: F-Female Header Connector
- ③ Connector Type: V- Straight 180°
- ④ Mounting Type: S-SMT
- ⑤ Row No.-Pin No Per Row: XX-Single Row
- ⑥ Plug the Pin & Special No. :A-A type; B-B type
- ⑦ Material: 6T-PA6T 94V-0
- ⑧ Plating Code: V01-Gold Flash
- ⑨ Color: Blank-Black color
- ⑩ Packing : C-Reel with Cap



02-04PIN
CAP

Poles	Dimensions (mm)		Poles	Dimensions (mm)	
	A	B		A	B
02	2.54	5.48	16	38.10	41.04
03	5.08	8.02	17	40.64	43.58
04	7.62	10.56	18	43.18	46.12
05	10.16	13.10	19	45.72	48.66
06	12.70	15.64	20	48.26	51.20
07	15.24	18.18	21	50.80	53.74
08	17.78	20.72	22	53.34	56.28
09	20.32	23.26	23	55.88	58.82
10	22.86	25.80	24	58.42	61.36
11	25.40	28.34	25	60.96	63.90
12	27.94	30.88	26	63.50	66.44
13	30.48	33.42	27	66.04	68.98
14	33.02	35.96	28	68.58	71.52
15	35.56	38.50	29	71.12	74.06

					GENERAL TOLERANCE		东莞市国亚电子有限公司 DONGGUO GUOYA ELECTRONICS CO.,LTD				PART NO. 6501FVS-XXA-6TV01C 6501FVS-XXB-6TV01C					
					.X ±0.30						TITLE 2.54 mm Female Header Connectors					
					.XX ±0.20											
					.XXX ±0.10											
					X.° ±2°		APPROVAL		CHECK	DRAWN	DATE	UNIT SCALE SHEET REV NUMBER				
DATE	REV	ECN NO.	DESCRIPTION	MODIFY	APPROVAL	PROJECT		YANG	TIAN	TIAN	2014/10/29	mm	1:1	1/1	A0	A-213